



Splashpad®

PoolPlay™

Lazy River

Playable Fountain

Water management

Product Index

Published March 2023



ASTRA N°1
VOR 7697


Dimensions
102×63×63 in
259×160×160 cm

Flow
10-25 GPM
38-95 LPM

Safeswap N°2

Pressure
5-8 PSI
0.3-0.6 BAR

Seeflow™ Buckets*
*All of same color



HELIO N°2
VOR 7237

Dimensions
49×32×32 in
124×81×81 cm

Flow
4-8 GPM
15-30 LPM

Safeswap N°2

Pressure
4-5 PSI
0.3-0.3 BAR

Orb



ASTRA N°2
VOR 7698

Dimensions
107×79×79 in
259×160×160 cm

Flow
5-10 GPM
19-38 LPM

Safeswap N°2

Pressure
5-8 PSI
0.3-0.6 BAR

Seeflow™ Buckets*
*All of same color



HELIO N°3
VOR 7238

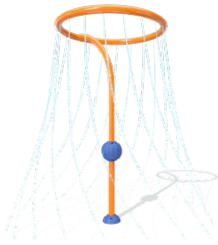
Dimensions
49×32×32 in
124×81×81 cm

Flow
2-4 GPM
8-15 LPM

Safeswap N°2

Pressure
4-7 PSI
0.3-0.5 BAR

Orb



ASTRA N°3
VOR 7699

Dimensions
102×63×63 in
259×160×160 cm

Flow
10-25 GPM
38-95 LPM

Heavy Duty Safeswap N°1

Pressure
5-8 PSI
0.3-0.6 BAR



HELIO N°4
VOR 7239

Dimensions
46×45×32 in
116×114×81 cm

Flow
20-30 GPM
76-114 LPM

Safeswap N°2

* Great for use in PoolPlay™

Pressure
3-4 PSI
0.2-0.3 BAR

Orb



BOBBLE N°1
VOR 7232

Dimensions
36×21×21 in
91×53×53 cm

Flow
4-8 GPM
15-30 LPM

Safeswap N°2

Pressure
6-12 PSI
0.4-0.8 BAR

Seeflow™ Bowl
Orb



HELIO N°5
VOR 7240

Dimensions
135×41×32 in
342×104×81 cm

Flow
13-15 GPM
49-57 LPM

Safeswap N°1

Pressure
15-18 PSI
1.0-1.2 BAR

Orb



BOBBLE N°2
VOR 7233

Dimensions
34×40×43 in
86×101×109 cm

Flow
17-26 GPM
64-98 LPM

Safeswap N°2

Pressure
5-6 PSI
0.3-0.4 BAR

Seeflow™ Bowls
Orbs



HELIO N°6
VOR 7241


Dimensions
147×45×32 in
373×114×81 cm

Flow
10-16 GPM
38-61 LPM

Heavy Duty Safeswap N°1

Pressure
8-11 PSI
0.6-0.8 BAR

Orb



HELIO N°1
VOR 7236

Dimensions
50×32×32 in
127×81×81 cm

Flow
43-50 GPM
163-189 LPM

Safeswap N°2

* Great for use in PoolPlay™

Pressure
5-6 PSI
0.3-0.4 BAR

Orb



LUNA CANNON N°1
VOR 7235

Dimensions
39×27×12 in
99×68×30 cm

Flow
6-7 GPM
23-26 LPM

Safeswap N°2

Pressure
7-8 PSI
0.5-0.6 BAR

Orb





LUNA N°1
VOR 7230

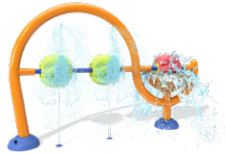
Dimensions
56x85x12 in
142x215x30 cm

Flow
8-12 GPM
30-45 LPM

Pressure
3-5 PSI
0.2-0.4 BAR

Orbs


Safeswap N°2 (only x1)



LUNA N°2
VOR 7231

Dimensions
51x101x21 in
129x256x53 cm

Flow
6-8 GPM
22-30 LPM

Pressure
4-6 PSI
0.3-0.4 BAR

Seeflow™ Bowl

Orbs


* Specific Safeswap



LUNA N°3
VOR 7234

Dimensions
69x58x20 in
175x147x50 cm

Flow
5-8 GPM
19-30 LPM

Pressure
6-10 PSI
0.4-0.7 BAR

Orb


Safeswap N°1 (only x1)



FISH N°1
VOR 7218

Dimensions
33x27x14 in
83x69x36 cm

Flow
3-5 GPM
11-19 LPM

Safeswap N°1

Pressure
10-15 PSI
0.7-1.0 BAR

Seeflow™ Fins




SNAIL N°4
VOR 7217

Dimensions
31x18x27 in
79x45x68 cm

Flow
5-8 GPM
19-30 LPM

Safeswap N°1
* Fix color combinations

Pressure
5-10 PSI
0.3-0.7 BAR



CRAB N°1
VOR 7208

Dimensions
27x29x20.5 in
69x74x52 cm

Flow
3-5 GPM
11-19 LPM

Safeswap N°1

Pressure
10-15 PSI
0.7-1.0 BAR

Seeflow™ Claws




FROG N°1
VOR 7200

Dimensions
25x20x20 in
64x51x51 cm

Flow
10-13 GPM
38-49 LPM

Safeswap N°1

Pressure
5-10 PSI
0.3-0.7 BAR



TURTLE N°2
VOR 7216

Dimensions
23x26x29 in
58x65x73 cm

Flow
10-15 GPM
38-57 LPM

Safeswap N°1

Pressure
2-4 PSI
0.1-0.3 BAR

Leg panels (opaque)




FROG N°2
VOR 7201

Dimensions
25x20x20 in
64x51x51 cm

Flow
3-5 GPM
11-19 LPM

Safeswap N°1

Pressure
10-15 PSI
0.7-1.0 BAR



BUTTERFLY N°1
VOR 7792

Dimensions
31x25x18 in
78x63x45 cm

Flow
5-8 GPM
19-30 LPM

Safeswap N°1

Pressure
5-10 PSI
0.3-0.7 BAR

Seeflow™ Upper Wings

Seeflow™ Lower Wings




FROG N°5
VOR 7658

Dimensions
111x58x40 in
279x157x102 cm

Flow
80-100 GPM
303-379 LPM

Safeswap N°1 X2
* Great for use in PoolPlay™

Pressure
5-10 PSI
0.3-0.7 BAR

Seeflow™ Fins




SNAKE N°1
VOR 7213

Dimensions
137x57x24 in
349x145x61 cm

Flow
20-40 GPM
76-151 LPM

Safeswap N°1
* Great for use in PoolPlay™

Pressure
10-20 PSI
0.7-1.4 BAR

Seeflow™ Fins




JELLYFISH N°1
VOR 7215

Dimensions
108x40x42 in
274x102x107 cm

Flow
80-100 GPM
303-379 LPM

Safeswap N°2 X3
* Great for use in PoolPlay™

Pressure
5-10 PSI
0.3-0.7 BAR

Seeflow™ Crest




SNAKE N°2
VOR 7214

Dimensions
142x56x20 in
361x143x51 cm

Flow
5-8 GPM
19-30 LPM

Safeswap N°1

Pressure
10-15 PSI
0.7-1.0 BAR

Seeflow™ Fins




ALLIGATOR
VOR 1102

Dimensions
23x25x32 in
58x64x81 cm

Flow
25-30 GPM
94-113 LPM

* Fix color proposition
* Great for use in PoolPlay™

Pressure
5-8 PSI
0.3-0.6 BAR


HORSE CANNON

VOR 0210

Dimensions
 45x21x13 in
 115x53x33 cm

Flow
 4-6 GPM
 15-23 LPM

 Safeswap N°1
 * Limited color propositions

Pressure
 5-7 PSI
 0.3-0.5 BAR

Seeflow™ Hair

BEAR CANNON

VOR 7602

Dimensions
 45x16x15 in
 114x41x39 cm

Flow
 4-6 GPM
 15-23 LPM

 Safeswap N°1
 * Limited color propositions

Pressure
 5-7 PSI
 0.3-0.5 BAR

MONKEY CANNON

VOR 0205

Dimensions
 45x15x17 in
 114x39x43 cm

Flow
 4-6 GPM
 15-23 LPM

 Safeswap N°1
 * Fix color combinations

Pressure
 5-7 PSI
 0.3-0.5 BAR

WOLF CANNON

VOR 7601

Dimensions
 46x14x15 in
 117x35x39 cm

Flow
 4-6 GPM
 15-23 LPM

 Safeswap N°1
 * Limited color propositions

Pressure
 5-7 PSI
 0.3-0.5 BAR

Seeflow™ ears

PIRATE CANNON

VOR 0209

Dimensions
 44x12x18 in
 112x30x46 cm

Flow
 4-6 GPM
 15-23 LPM

Safeswap N°1

Pressure
 5-7 PSI
 0.3-0.5 BAR

SPIDER

VOR 7653

Dimensions
 191x153x139 in
 485x388x353 cm

Flow
 30-40 GPM
 114-151 LPM

Safeswap N°2 X4

Pressure
 8-10 PSI
 0.6-0.7 BAR

Fang/Claws/Legs

SCORPION

VOR 7652


Dimensions
 190x139x187 in
 482x353x475 cm

Flow
 59-121 GPM
 223-258 LPM

* Specific Safeswap N°15 X1 + N°2 X5

Pressure
 10-25 PSI
 0.7-1.7 BAR

Body/Bucket/Claws



SEA SILHOUETTE ANGELFISH

VOR 7685

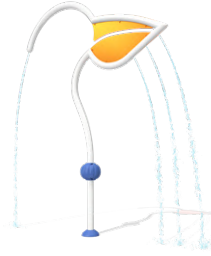
Dimensions
 140x93x13 in
 356x236x33 cm

Flow
 11-19 GPM
 42-72 LPM

Pressure
 6-10 PSI
 0.4-0.7 BAR

Seefflow™ Face


*Safeswap N°22 w Podspray


SEA SILHOUETTE PELICAN


VOR 7688

Dimensions
 143x102x13 in
 363x259x33 cm

Flow
 5-10 GPM
 19-38 LPM

Pressure
 6-10 PSI
 0.4-0.7 BAR

Seefflow™ Beak

 Safeswap N°2
 *Fix color propositions

SEA SILHOUETTE FISH

VOR 7687

Dimensions
 144x59x13 in
 366x150x33 cm

Flow
 10-18 GPM
 38-68 LPM

Pressure
 6-10 PSI
 0.4-0.7 BAR

Seefflow™ Face


Safeswap N°1


WHALE TAIL

VOR 0523

Dimensions
 93x88x73 in
 236x224x185 cm

Flow
 9-18 GPM
 34-68 LPM

Pressure
 10-25 PSI
 0.7-1.7 BAR

Tail Panel (opaque)

 Safeswap N°2
 * Limited color propositions

SEA SILHOUETTE TURTLE

VOR 7689

Dimensions
 154x133x13 in
 391x338x33 cm

Flow
 6-10 GPM
 23-38 LPM

Pressure
 4-6 PSI
 0.3-0.4 BAR

Seefflow™ Head/Bucket


Safeswap N°1


WHALE

VOR 0522

Dimensions
 100x111x225 in
 255x283x571 cm

Flow
 31-62 GPM
 117-235 LPM

Pressure
 10-25 PSI
 0.7-1.7 BAR

Tail/Fin Panels (opaque)

 Safeswap N°2 X9
 * Limited color propositions

SEA SILHOUETTE OCTOPUS

VOR 7691

Dimensions
 85x134x129 in
 216x340x327 cm

Flow
 17-37 GPM
 64-140 LPM

Pressure
 10-25 PSI
 0.7-1.7 BAR

Seefflow™ Tentacles


Safeswap N°1 X1, Safeswap N°2 X4


DOLPHIN

VOR 7255

Dimensions
 48x16x29 in
 122x41x73 cm

Flow
 6-12 GPM
 23-45 LPM

Pressure
 5-8 PSI
 0.3-0.6 BAR

Seefflow™ Body


Safeswap N°2



AQUALIEN FLOWER N°1
VOR 7388

Dimensions
98x30x30 in
249x76x76 cm

Flow
5-10 GPM
19-38 LPM

Safeswap N°2

Pressure
4-6 PSI
0.3-0.4 BAR

Seeflow™ Dome




FLOWER N°1
VOR 7549

Dimensions
135x28x65 in
343x72x165 cm

Flow
5-25 GPM
19-95 LPM

Safeswap N°1

Pressure
5-10 PSI
0.3-0.7 BAR

Seeflow™ Dome




AQUALIEN FLOWER N°2
VOR 1331

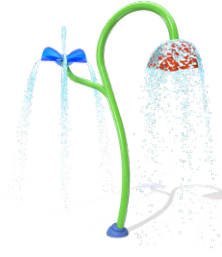
Dimensions
86x30x30 in
218x76x76 cm

Flow
1-5 GPM
4-19 LPM

Safeswap N°2

Pressure
5-7 PSI
0.3-0.5 BAR

Seeflow™ Flower

FLOWER N°2
VOR 7550

Dimensions
135x107x30 in
343x272x76 cm

Flow
15-30 GPM
57-114 LPM

Safeswap N°1

Pressure
5-10 PSI
0.3-0.7 BAR

Seeflow™ Dome/Flower




AQUALIEN FLOWER N°3
VOR 7389

Dimensions
44x20x20 in
112x50x50 cm

Flow
1-3 GPM
4-11 LPM

Safeswap N°2

Pressure
3-4 PSI
0.2-0.3 BAR

Seeflow™ Dome




FLOWER N°5
VOR 7557

Dimensions
153x15x102 in
388x38x260 cm

Flow
6-10 GPM
23-38 LPM

Safeswap N°1

Pressure
5-10 PSI
0.3-0.7 BAR

Seeflow™ Flower




SPRIG N°1
VOR 1120

Dimensions
142x44x98 in
361x112x249 cm

Flow
30-45 GPM
114-170 LPM

Safeswap N°1
* Great for use in PoolPlay™

Pressure
5-6 PSI
0.3-0.4 BAR

Seeflow™ Leaf




FLOWER N°6
VOR 7558

Dimensions
153x30x95 in
389x76x242 cm

Flow
15-25 GPM
57-95 LPM

Safeswap N°1

Pressure
5-10 PSI
0.3-0.7 BAR

Seeflow™ Flower

Seeflow™ Spinner




SPRIG N°2
VOR 1121

Dimensions
144x44x98 in
365x112x249 cm

Flow
35-50 GPM
132-189 LPM

Safeswap N°1
* Great for use in PoolPlay™

Pressure
5-6 PSI
0.3-0.4 BAR

Seeflow™ Leaf




FLOWER N°7
VOR 7559

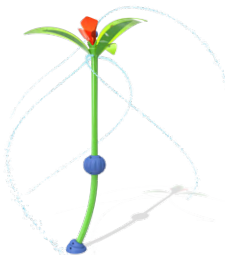
Dimensions
153x15x51 in
389x38x130 cm

Flow
3-5 GPM
11-19 LPM

Safeswap N°1

Pressure
5-10 PSI
0.3-0.7 BAR

Seeflow™ Flower

BLOOM N°1
VOR 7486

Dimensions
120x55x64 in
305x140x163 cm

Flow
7-10 GPM
26-38 LPM

Safeswap N°2

Pressure
6-9 PSI
0.4-0.6 BAR

Seeflow™ Leaves

Seeflow™ Petals




FLOWER N°9
VOR 7541


Dimensions
153x94x76 in
389x239x193 cm

Flow
9-15 GPM
34-57 LPM

Safeswap N°1

Pressure
5-10 PSI
0.3-0.7 BAR

Seeflow™ Flower

CATTAIL
VOR 7538

Dimensions
128x13x33 in
325x33x84 cm

Flow
2-6 GPM
8-23 LPM

Safeswap N°2

Pressure
6-8 PSI
0.4-0.6 BAR

Seeflow™ Cattail



LEAF N°1
VOR 7548

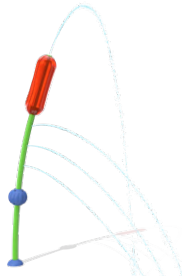
Dimensions
129x97x35 in
327x246x89 cm

Flow
3-6 GPM
11-23 LPM

Safeswap N°1

Pressure
10-20 PSI
0.7-1.4 BAR

Seeflow™ Leaf



CATTAIL TWIRL
VOR 7782

Dimensions
143x12x35 in
362x30x89 cm

Flow
2-4 GPM
8-15 LPM

Safeswap N°2

Pressure
5-6 PSI
0.3-0.4 BAR

Seeflow™ Cattail



LEAF N°2
VOR 7657

Dimensions
129x97x35 in
327x246x89 cm

Flow
3-8 GPM
11-30 LPM

Safeswap N°1

Pressure
5-10 PSI
0.3-0.7 BAR

Seeflow™ Leaf



VINE
VOR 7784

Dimensions
131x58x76 in
333x148x193 cm

Flow
4-6 GPM
15-23 LPM

Safeswap N°2

Pressure
5-6 PSI
0.3-0.4 BAR

Seeflow™ Leaves



LEAF N°3
VOR 7672

Dimensions
129x121x55 in
328x307x140 cm

Flow
5-15 GPM
19-57 LPM

Safeswap N°1

Pressure
5-10 PSI
0.3-0.7 BAR

Seeflow™ Leaves



GARDENBUG
VOR 7785


Dimensions
138x56x98 in
350x142x249 cm

Flow
6-12 GPM
23-45 LPM

Safeswap N°2

Pressure
6-8 PSI
0.4-0.6 BAR

Seeflow™ Hands



OAK TREE
VOR 8493

Dimensions
199x14x95 in
505x35x241 cm

Flow
8-15 GPM
30-57 LPM

Heavy Duty Safeswap N°1

* Fix color proposition

Pressure
10-25 PSI
0.7-1.7 BAR

Seeflow™ Leaves/ Bucket



PALM TREE
VOR 0509

Dimensions
150x79x78 in
381x200x198 cm

Flow
10-20 GPM
38-76 LPM

Safeswap N°1
* Limited color proposition

Pressure
10-15 PSI
0.7-1.0 BAR



PINE TREE
VOR 8610

Dimensions
168x110x104 in
427x280x264 cm

Flow
20-30 GPM
76-114 LPM

Safeswap N°1
* Fix color proposition

Pressure
10-15 PSI
0.7-1.0 BAR

Seeflow™ Leaves



WAVY PALM
VOR 0510

Dimensions
150x82x82 in
380x208x208 cm

Flow
10-20 GPM
38-76 LPM

Safeswap N°1
* Limited color proposition

Pressure
10-15 PSI
0.7-1.0 BAR



FLOWER
VOR 0564

Dimensions
140x75x75 in
356x191x191 cm

Flow
10-20 GPM
38-76 LPM

Safeswap N°1

Pressure
10-15 PSI
0.7-1.0 BAR



SEAWEED N°1
VOR 7779

Dimensions
57x11x25 in
145x27x62 cm

Flow
2-4 GPM
8-15 LPM

Pressure
5-10 PSI
0.3-0.7 BAR

Seeflow™ Leaves


Safeswap N°2



SEAWEED N°3
VOR 7781

Dimensions
87x22x24 in
221x55x61 cm

Flow
4-7 GPM
15-26 LPM

Pressure
5-10 PSI
0.3-0.7 BAR

Seeflow™ Leaves


Safeswap N°2



BOAT ANCHOR N°1
VOR 7791

Dimensions
118x62x39 in
299x157x99 cm

Flow
29-34 GPM
110-129 LPM

Pressure
8-12 PSI
0.6-0.8 BAR

Seeflow™ Panel


Safeswap N°1



BOW N°2
VOR 7783

Dimensions
46x22x31.5 in
117x56x80 cm

Flow
4-6 GPM
15-23 LPM

Pressure
5-7 PSI
0.3-0.5 BAR

Seeflow™ Panel


Safeswap N°2
* Fix color combinations



BOAT WHEEL N°1
VOR 7678

Dimensions
52x22x29 in
132x56x74 cm

Flow
3-6 GPM
11-23 LPM

Pressure
10-15 PSI
0.7-1.0 BAR

Seeflow™ Wheel


Safeswap N°2




SAIL TWIRL N°1
VOR 7677

Dimensions
159x71x12 in
405x180x30.5 cm

Flow
3-6 GPM
11-23 LPM

Pressure
10-15 PSI
0.7-1.0 BAR

Safeswap N°2
* Available with custom graphics




SAILBOAT N°3
VOR 7680

Dimensions
237x79x121 in
602x201x307 cm

Flow
11-22 GPM
42-83 LPM

Pressure
10-15 PSI
0.7-1.0 BAR

Seeflow™ + Bucket


Embeds X7 + Safeswap N°2 X1
* Fix color combinations



SILHOUETTE N°1

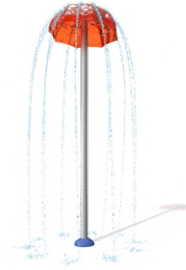
VOR 7772

Dimensions
40x13x13 in
102x33x33 cm

Pressure
2-4 PSI
0.1-0.3 BAR

Flow
25-40 GPM
95-151 LPM

Safeswap N°1



OMBRELLO N°1

VOR 7445

Dimensions
122x36x36 in
310x91x91 cm

Pressure
5-6 PSI
0.3-0.4 BAR

Flow
5-7 GPM
19-27 LPM

Seeflow™ Umbrella



Safeswap N°2



SILHOUETTE N°2

VOR 7773

Dimensions
55x13x13 in
139x33x33 cm

Pressure
4-6 PSI
0.3-0.4 BAR

Flow
4-6 GPM
15-23 LPM

Safeswap N°1



OMBRELLO N°3

VOR 7441

Dimensions
112x36x38 in
284x91x96 cm

Pressure
5-6 PSI
0.3-0.4 BAR

Flow
5-7 GPM
19-27 LPM

Seeflow™ Umbrella



Safeswap N°2



SILHOUETTE N°3

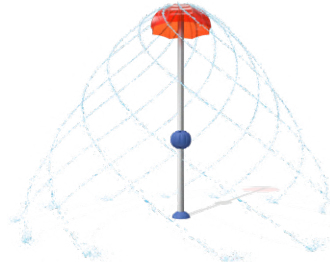
VOR 7774

Dimensions
79x26x13 in
201x66x33 cm

Pressure
5-10 PSI
0.3-0.7 BAR

Flow
4-8 GPM
15-30 LPM

Safeswap N°1



OMBRELLO TWIRL N°1

VOR 7446

Dimensions
122x36x36 in

Pressure
5-6 PSI
0.3-0.4 BAR

Flow
5-7 GPM
19-26 LPM

Seeflow™ Umbrella



Safeswap N°2



SILHOUETTE N°4

VOR 7776

Dimensions
112x21x25 in
286x55x64 cm

Pressure
10-15 PSI
0.7-1.0 BAR

Flow
6-12 GPM
23-45 LPM

Safeswap N°1



OMBRELLO SPIN N°2

VOR 7449

Dimensions
37x37x42 in
94x94x107 cm

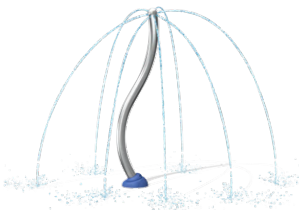
Pressure
4-6 PSI
0.3-0.4 BAR

Flow
4-6 GPM
15-23 LPM

Seeflow™ Umbrella



Safeswap N°2 + Safety surfacing required
* Fix color combinations



SILHOUETTE N°5

VOR 7777

Dimensions
85x19x23 in
215x50x59 cm

Pressure
5-10 PSI
0.3-0.7 BAR

Flow
4-7 GPM
15-26 LPM

Safeswap N°1



BAMBOO CANNON N°2
VOR 7721

Dimensions
49x32x10 in
124x81x25 cm

Flow
2-7 GPM
8-26 LPM

Pressure
5-10 PSI
0.3-0.7 BAR

Seeflow™ Accent


Safeswap N°6 w Podspray



BAMBOO TREE N°1
VOR 7725

Dimensions
170x71x11 in
431x180x27 cm

Flow
1-2 GPM
4-8 LPM

Pressure
5-10 PSI
0.3-0.7 BAR

Seeflow™ Leaves


Safeswap N°2



BAMBOO TWIN CANNON
VOR 7786

Dimensions
31x14x26 in
78x35x66 cm

Flow
3-4 GPM
11-15 LPM

Pressure
3-5 PSI
0.2-0.3 BAR

Seeflow™ Accent


Safeswap N°2



BAMBOO TREE N°2
VOR 7789

Dimensions
143x46x27 in
363x116x68 cm

Flow
3-6 GPM
11-23 LPM

Pressure
5-10 PSI
0.3-0.7 BAR

Seeflow™ Leaves


Safeswap N°2



BAMBOO RING
VOR 7787

Dimensions
44x26x10 in
111x66x25 cm

Flow
1-3 GPM
4-11 LPM

Pressure
1-3 PSI
0.1-0.2 BAR

Seeflow™ Accent


Safeswap N°2



SPIROO
VOR 7799

Dimensions
39x15x10 in
99x38x25 cm

Flow
3-5 GPM
11-19 LPM

Pressure
3-5 PSI
0.2-0.4 BAR

Seeflow™ Leaf


Safeswap N°2



BAMBOO RAIN
VOR 7730

Dimensions
119x77x10 in
302x195x25 cm

Flow
5-14 GPM
19-53 LPM

Pressure
5-10 PSI
0.3-0.7 BAR

Seeflow™ Accent


Safeswap N°2



HELICO NANO
VOR 7798


Dimensions
132x82x10 in
335x208x25 cm

Flow
10-15 GPM
37-56 LPM

Pressure
7-10 PSI
0.5-0.7 BAR

Seeflow™ Leaves


Safeswap N°2



BAMBOO STEM N°2
VOR 7728

Dimensions
123x34x10 in
312x86x25 cm

Flow
1-3 GPM
4-11 LPM

Pressure
7-10 PSI
0.5-0.7 BAR

Seeflow™ Accent


Safeswap N°2



HELICO
VOR 7790


Dimensions
177x122x11 in
459x309x28 cm

Flow
14-20 GPM
53-76 LPM

Pressure
11-16 PSI
0.8-1.1 BAR

Seeflow™ Leaves


Safeswap N°2



SMALL KITE
VOR 8732


Dimensions
170x84x63 in
431x213x160 cm

Flow
9-18 GPM
34-68 LPM

Pressure
5-10 PSI
0.3-0.7 BAR

Seeflow™ Kite


Safeswap N°2



LARGE KITE
VOR 8731

Dimensions
194x84x63 in
492x213x160 cm

Flow
9-18 GPM
34-68 LPM

Pressure
5-10 PSI
0.3-0.7 BAR

Seeflow™ Kite


Safeswap N°2



AQUA DOME N°1

VOR 0555

Dimensions
45x14x14 in
114x36x36 cm

Pressure
5-10 PSI
0.3-0.7 BAR

Flow
10-18 GPM
38-68 LPM

Safeswap N°1



ARCH

VOR 0515

Dimensions
87x74x14 in
221x188x36 cm

Pressure
10-25 PSI
0.7-1.7 BAR

Flow
9-18 GPM
34-68 LPM

Safeswap N°1 X2



AQUA DOME N°2

VOR 7530

Dimensions
72x14x14 in
183x36x36 cm

Pressure
5-10 PSI
0.3-0.7 BAR

Flow
10-18 GPM
38-68 LPM

Safeswap N°1



SPRAY LOOP

VOR 0519

Dimensions
64x4x76 in
163x11x194 cm

Pressure
10-25 PSI
0.7-1.7 BAR

Flow
5-10 GPM
19-38 LPM

Safeswap N°2 X2



LOOP N°1

VOR 7719

Dimensions
50x23x11 in
127x58x27 cm

Pressure
5-7 PSI
0.3-0.5 BAR

Flow
4-6 GPM
15-23 LPM

Safeswap N°2



RAINBOW N°2


VOR 0548

Dimensions
81x167x41 in
205x424x104cm

Pressure
10-25 PSI
0.7-1.7 BAR

Flow
15-30 GPM
57-114 LPM

Safeswap N°2 X6



LOOP N°2

VOR 7553

Dimensions
50x11x21 in
128x27x54 cm

Pressure
5-7 PSI
0.3-0.5 BAR

Flow
4-6 GPM
15-23 LPM

Safeswap N°2



SPRAY LOOP W GRAPHICS

VOR 8654

Dimensions
71x4x76 in
180x11x194 cm

Pressure
10-25 PSI
0.7-1.7 BAR

Flow
5-10 GPM
19-38 LPM

Safeswap N°2 X2

* Made for custom graphics



SPRAY CANNON


VOR 0201

Dimensions
40x19x14 in
102x36x49 cm

Pressure
5-7 PSI
0.3-0.5 BAR

Flow
4-6 GPM
15-23 LPM

Safeswap N°1



SUNSPRAY N°1

VOR 7578

Dimensions
121x14x26 in
307x36x66 cm

Pressure
15-20 PSI
1.0-1.4 BAR

Flow
10-15 GPM
38-57 LPM

Safeswap N°2



TUBE N°1

VOR 0220

Dimensions
46x11x26 in
118x27x65 cm

Pressure
5-7 PSI
0.3-0.5 BAR

Flow
4-6 GPM
15-23 LPM

Safeswap N°2



PLUX CANE

VOR 7395

Dimensions
123x56x14 in
312x142x36 cm

Pressure
10-15 PSI
0.7-1.0 BAR

Flow
10-20 GPM
38-76 LPM

Safeswap N°1


WATERBUG N°2

VOR 7581

Dimensions
 22x18x20 in
 57x46x51 cm

Pressure
 5-10 PSI
 0.3-0.7 BAR

Flow
 5-7 GPM
 19-26 LPM

Safeswap N°1

* Available with custom graphics

BUCKET TRIO

VOR 0103

Dimensions
 129x87x77 in
 328x221x196 cm

Pressure
 5-10 PSI
 0.3-0.7 BAR

Flow
 9-15 GPM
 34-57 LPM

Buckets


*Can be of different colors

Safeswap N°1

* Available with custom graphics


WATERBUG N°3

VOR 7582

Dimensions
 22x18x20 in
 57x46x51 cm

Pressure
 5-10 PSI
 0.3-0.7 BAR

Flow
 5-7 GPM
 19-26 LPM

Safeswap N°1

* Available with custom graphics


FUMBLING FIVE

VOR 7384

Dimensions
 129x97x82 in
 328x246x246 cm

Pressure
 5-10 PSI
 0.3-0.7 BAR

Flow
 15-25 GPM
 57-95 LPM

Buckets*


*Can be of different colors

Safeswap N°1

* Available with custom graphics


TWINSPLASH

VOR 7242

Dimensions
 182x57x35 in
 463x144x114 cm

Pressure
 9-10 PSI
 0.6-0.7 BAR

Flow
 9-15 GPM
 34-57 LPM

Seeflow™ Roof


Safeswap N°1 only x1

* Available with custom graphics


SPLASH TRIO

VOR 7603

Dimensions
 119x92x82 in
 303x235x208 cm

Pressure
 5-10 PSI
 0.3-0.7 BAR

Flow
 9-15 GPM
 34-57 LPM

Seeflow™ Buckets*


*All of same color

Safeswap N°1


SUPERSPLASH N° 2

VOR 0130

Dimensions
 251x88x129 in
 637x223x326 cm

Pressure
 10-15 PSI
 0.7-1.0 BAR

Flow
 25-38 GPM
 95-144 LPM

Seeflow™ Roof


Safeswap N°1 X4

* Available with custom graphics


SPLASH FIVE

VOR 7604

Dimensions
 119x100x96 in
 303x253x243 cm


Pressure
 5-10 PSI
 0.3-0.7 BAR

Flow
 15-25 GPM
 57-95 LPM

Seeflow™ Buckets*


*All of same color

Safeswap N°1


SUPERWAVE

VOR 0136


Dimensions
 247x67x156 in
 629x170x396 cm

Pressure
 5-10 PSI
 0.3-0.7 BAR

Flow
 25-35 GPM
 95-132 LPM

Seeflow™ Roof/Wheel


Safeswap N°1 X4




ALTO N°1
VOR 7130

Dimensions
23×50×51 in
58×127×130 cm

Pressure
2-3 PSI
0.1-0.2 BAR

Flow
5-8 GPM
19-30 LPM

Safeswap N°2
* Fix color combinations




HOP N°1
VOR 7133

Dimensions
0.9×28×30 in
2.2×71×76 cm

Pressure
2-3 PSI
0.1-0.2 BAR

Flow
8-12 GPM
30-45 LPM

* Limited color proposition



ALTO N°2
VOR 7131

Dimensions
23×50×51 in
58×127×130 cm

Pressure
2-3 PSI
0.1-0.2 BAR

Flow
10-15 GPM
38-57 LPM

Safeswap N°2
* Fix color combinations



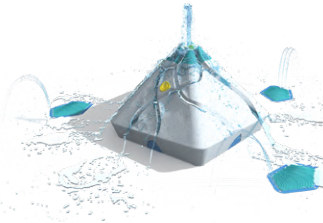
HOP N°2
VOR 7134

Dimensions
0.9×15×48 in
2.2×38×122 cm

Pressure
2-3 PSI
0.1-0.2 BAR

Flow
8-12 GPM
30-45 LPM

* Limited color proposition



ALTO N°3
VOR 7132

Dimensions
23×75×73 in
58×190×185 cm

Pressure
2-3 PSI
0.1-0.2 BAR

Flow
13-18 GPM
49-68 LPM

* Specific Safeswap w Hops
* Fix color combinations




ALTO BEACH
VOR 7252

Dimensions
23×50×51 in
58×127×130 cm

Pressure
2-3 PSI
0.1-0.2 BAR

Flow
10-15 GPM
38-57 LPM

Safeswap N°2
* Fix color proposition



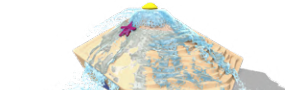
PICO N°1
VOR 7127

Dimensions
19×41×39 in
48×104×99 cm

Pressure
2-3 PSI
0.1-0.2 BAR

Flow
5-8 GPM
19-30 LPM

Safeswap N°2
* Fix color combinations




PICO BEACH
VOR 7253

Dimensions
20×41×39 in
51×104×99 cm

Pressure
4-6 PSI
0.3-0.4 BAR

Flow
8-12 GPM
30-45 LPM

Safeswap N°2
* Fix color proposition



PICO N°2
VOR 7128

Dimensions
20×41×39 in
51×104×99 cm

Pressure
4-6 PSI
0.3-0.4 BAR

Flow
8-12 GPM
30-45 LPM

Safeswap N°2
* Fix color combinations




HOP STARFISH
VOR 7254

Dimensions
1×14.5×14 in
2.5×37×36 cm

Pressure
1-2 PSI
0.1-0.2 BAR

Flow
3-4 GPM
11-15 LPM



PICO N°3
VOR 7129

Dimensions
19×41×39 in
48×104×99 cm

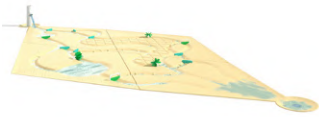
Pressure
2-3 PSI
0.1-0.2 BAR

Flow
10-15 GPM
38-57 LPM

Safeswap N°2
* Fix color combinations

WATER JOURNEY - LABYRINTH

VOR 7120



Dimensions
9×194×315 in
22.2×492×799 cm

Pressure
10-15 PSI
0.7-1.0 BAR

Flow
7-8 GPM
26-30 LPM

* Fix color proposition

WATER JOURNEY-TIDE POOL

VOR 7122



Dimensions
4×146×252 in
8×370×640 cm

Pressure
10-15 PSI
0.7-1.0 BAR

Flow
7-8 GPM
26-30 LPM

* Fix color proposition

WATER JOURNEY - RACES

VOR 7121



Dimensions
7×194×315 in
18×492×799 cm

Pressure
10-15 PSI
0.7-1.0 BAR

Flow
7-8 GPM
26-30 LPM

* Fix color proposition

Fine Mist Product Index

GLOMIST NANO

VOR 7248



Dimensions
86×10×14 in
218×25×36 cm

Pressure
20-30 PSI
1.4-2.0 BAR

Flow
0.1-0.3 GPM
0.4-1.1 LPM

* Specific Safeswap
* Available with integrated activation

REFRESH N°1

VOR 8767



Dimensions
102×16×11 in
259×41×27 cm

Pressure
20-30 PSI
1.4-2.0 BAR

Flow
0.1-0.2 GPM
0.4-0.8 LPM

* Specific Safeswap

GLOMIST

VOR 7247



Dimensions
108×10×16 in
275×25×41 cm

Pressure
20-30 PSI
1.4-2.0 BAR

Flow
0.3-0.5 GPM
1.1-1.9 LPM

* Specific Safeswap
* Available with integrated activation



SPRAYLINK JET N°1

VOR 3000

Dimensions

0x5.3x5.3 in
0x13.5x13.5 cm

Flow


2-3 GPM
7.5-11 LPM

Pressure

2-4 PSI
0.1-0.3 BAR

Recommended Height

5' / 152 cm



SPRAYLINK BLOOM

VOR 3006

Dimensions

0x5.3x5.3 in
0x13.5x13.5 cm

Flow

7-9 GPM
26.5-34 LPM

Pressure

3-4 PSI
0.2-0.3BAR

Recommended Height

6' / 183 cm



SPRAYLINK JET N°2

VOR 3001

Dimensions

0x5.3x5.3 in
0x13.5x13.5 cm

Flow


4-6 GPM
15-22.5 LPM

Pressure

1-2 PSI
0.1-0.15 BAR

Recommended Height

3' / 91 cm



SPRAYLINK FOUNTAIN

VOR 3007

Dimensions

0x5.3x5.3 in
0x13.5x13.5 cm

Flow

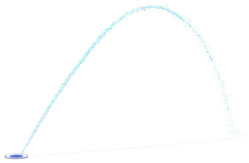
5-7 GPM
19-26.5 LPM

Pressure

3-5 PSI
0.2-0.3 BAR

Recommended Height

6' / 183 cm



SPRAYLINK ARCH

VOR 3002

Dimensions

0x5.3x5.3 in
0x13.5x13.5 cm

Flow

1-2 GPM
4-7.5 LPM

Pressure

2-6 PSI
0.1-0.4 BAR

Recommended Length / Height

7' (213 cm) / 4' (123 cm)



SPRAYLINK FUNNEL

VOR 3008

Dimensions

0x5.3x5.3 in
0x13.5x13.5 cm

Flow


6-8 GPM
23-30 LPM

Pressure

1-2 PSI
0.1-0.2 BAR

Recommended Height

6"-12" / 15-30 cm



SPRAYLINK SPLIT

VOR 3003

Dimensions

0x5.3x5.3 in
0x13.5x13.5 cm

Flow

2-3 GPM
7.5-11 LPM

Pressure

3-4 PSI
0.2-0.3 BAR

Recommended Length / Height

6' (183 cm) / 4' (123 cm)



SPRAYLINK PODSPRAY

VOR 3009

Dimensions

0x5.3x5.3 in
0x13.5x13.5 cm

Flow


3-5 GPM
11-19 LPM

Pressure

4-10 PSI
0.3-0.7 BAR

Recommended Height

3' / 91 cm



SPRAYLINK FAN

VOR 3004

Dimensions

0x5.3x5.3 in
0x13.5x13.5 cm

Flow


6-8 GPM
22.5-30 LPM

Pressure

4-6 PSI
0.3-0.4 BAR

Recommended Length / Height

10' (305 cm) / 3' (91 cm)



SPRAYLINK GEYSER

VOR 3005

Dimensions

0x5.3x5.3 in
0x13.5x13.5 cm

Flow


4-6 GPM
15-23 LPM

Pressure

2-4 PSI
0.1-0.3 BAR

Recommended Height

5' / 152 cm



SPRAYLINK WALL N°1

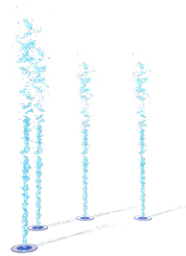
VOR 3050

Dimensions
0x5.3x35.3 in
0x13.5x90 cm

Flow
8-11 GPM
30-41.5 LPM

Pressure
2-4 PSI
0.1-0.3 BAR

Recommended Height
5' / 152 cm



SPRAYLINK CURVE


VOR 3056

Dimensions
0x17.7x42.2 in
0x145x107 cm

Flow
8-11 GPM
30-41.5 LPM

Pressure
2-4 PSI
0.1-0.3 BAR

Recommended Height
5' / 152 cm



SPRAYLINK WALL N°2

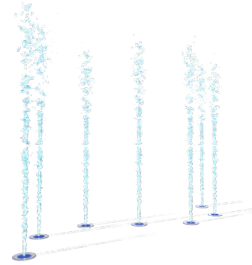
VOR 3051

Dimensions
0x5.3x75.3 in
0x13.5x191 cm

Flow
16-22 GPM
60.5-83 LPM

Pressure
3-5 PSI
0.2-0.3 BAR

Recommended Height
5' / 152 cm



SPRAYLINK WAVE


VOR 3057

Dimensions
0x38x85 in
0x96x215 cm

Flow
16-18 GPM
60-68 LPM

Pressure
3-4 PSI
0.2-0.3 BAR

Recommended Height
5' / 152 cm



SPRAYLINK ZIG-ZAG

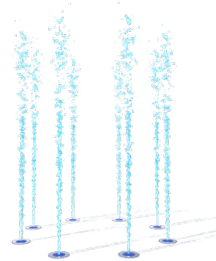
VOR 3052

Dimensions
0x40x119 in
0x102x302 cm

Flow
24-33 GPM
91-125 LPM

Pressure
4-6 PSI
0.3-0.4 BAR

Recommended Height
5' / 152 cm



SPRAYLINK CYLINDER

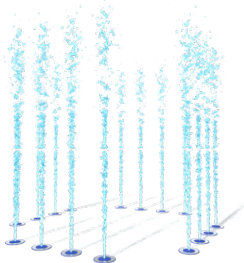
VOR 3058

Dimensions
0x51x51 in
0x130x130 cm

Flow
18-20 GPM
68-76 LPM

Pressure
3-4 PSI
0.2-0.3 BAR

Recommended Height
5' / 152 cm



SPRAYLINK BOX


VOR 3053

Dimensions
0x67x67 in
0x171x171 cm

Flow
36-44 GPM
136-166 LPM

Pressure
8-10 PSI
0.5-0.7 BAR

Recommended Height
5' / 152 cm



SPRAYLINK TEAM N°1


VOR 3059

Dimensions
0x45x41 in
0x115x105 cm

Flow
10-12 GPM
38-45 LPM

Pressure
2-3 PSI
0.1-0.2 BAR

Recommended Height
4' / 122 cm



SPRAYLINK TUNNEL N°1


VOR 3054

Dimensions
0x5.3x47 in
0x13.5x120 cm

Flow
3-5 GPM
11-19 LPM

Pressure
4-6 PSI
0.3-0.4 BAR

Recommended Length / Height
7' (213 cm) / 4' (123 cm)



SPRAYLINK TEAM N°2

VOR 3060

Dimensions
0x5.3x55 in
0x13.5x140 cm

Flow
10-12 GPM
38-45 LPM

Pressure
2-3 PSI
0.1-0.2 BAR

Recommended Height
4' / 122 cm



SPRAYLINK TUNNEL N°2

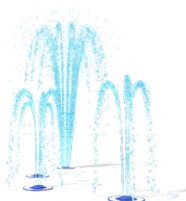
VOR 3055

Dimensions
0x5.3x103 in
0x13.5x262 cm

Flow
6-10 GPM
23-38 LPM

Pressure
5-7 PSI
0.3-0.5 BAR

Recommended Length / Height
7' (213 cm) / 4' (123 cm)



SPRAYLINK TEAM N°3

VOR 3061

Dimensions
0x28x50 in
0x72x127 cm

Flow
10-12 GPM
38-45 LPM

Pressure
2-3 PSI
0.1-0.2 BAR

Recommended Height
4' / 122 cm



SPRAYLINK QUAD N°1

VOR 3062

Dimensions
 0×30×30 in
 0×76×76cm

Flow
 24-28 GPM
 90-106 LPM

Pressure
 1-2 PSI
 0.1-0.15 BAR

Recommended Height
 6" / 15 cm

SPRAYLINK QUAD N°3

VOR 3064

Dimensions
 0×30×30 in
 0×76×76cm

Flow
 7-10 GPM
 26-38 LPM

Pressure
 2-3 PSI
 0.1-0.2 BAR

Recommended Length / Height
 6' (183 cm) / 4' (123 cm)


SPRAYLINK QUAD N°2

VOR 3063

Dimensions
 0×30×30 in
 0×76×76cm

Flow
 16-19 GPM
 60-72 LPM

Pressure
 1-2 PSI
 0.1-0.15 BAR

Recommended Height
 3" / 91 cm

SPRAYLINK QUAD N°4


VOR 3065

Dimensions
 0×30×30 in
 0×76×76cm

Flow
 14-24 GPM
 53-91 LPM

Pressure
 2-4 PSI
 0.1-0.3 BAR

Recommended Height
 5' / 152 cm



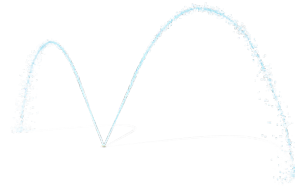
DIRECTIONAL JET N°1

VOR 0305

Dimensions
0x3x3 in
0x8x8 cm

Pressure
2-8 PSI
0.1-0.5 BAR

Flow
1-3 GPM
4-11 LPM




DIRECTIONAL JET N°2

VOR 0321

Dimensions
0x3x3 in
0x7x7 cm

Pressure
5-8 PSI
0.3-0.5 BAR

Flow
2-4 GPM
8-15 LPM




DIRECTIONAL JET N°3

VOR 0335

Dimensions
0x3x3 in
0x8x8 cm

Pressure
7-11 PSI
0.5-0.8 BAR

Flow
2-4 GPM
8-15 LPM



GUSHER

VOR 0300

Dimensions
0x4.5x4.5 in
0x11x11 cm

Pressure
3-6 PSI
0.2-0.4 BAR

Flow
11-17 GPM
42-64 LPM




GEYSER N°1

VOR 0301

Dimensions
0x3x3 in
0x8x8 cm

Pressure
2-5 PSI
0.1-0.3 BAR

Flow
4-10 GPM
15-38 LPM



GEYSER N°2

VOR 0331

Dimensions
0x3x3 in
0x8x8 cm

Pressure
3-8 PSI
0.2-0.6 BAR

Flow
5-15 GPM
19-57 LPM



JET STREAM N°1

VOR 7512

Dimensions
0x3x3 in
0x8x8 cm

Pressure
5-10 PSI
0.3-0.7 BAR

Flow
2-3 GPM
8-11 LPM




JET STREAM N°2

VOR 0325

Dimensions
0x4.5x4.5 in
0x11x11 cm

Pressure
3-5 PSI
0.2-0.3 BAR

Flow
3-5 GPM
11-19 LPM



FOUNTAIN SPRAY N°1

VOR 7513

Dimensions
0x3x3 in
0x8x8 cm

Pressure
5-10 PSI
0.3-0.7 BAR

Flow
3-7 GPM
11-26 LPM




FOUNTAIN SPRAY N°2

VOR 7676

Dimensions
0x3x3 in
0x8x8 cm

Pressure
5-10 PSI
0.3-0.7 BAR

Flow
1-5 GPM
4-19 LPM




WATER BLOOM N°1

VOR 0322

Dimensions
0x3x3 in
0x7x7 cm

Pressure
4-8 PSI
0.3-0.6 BAR

Flow
7-11 GPM
26-42 LPM




WATER BLOOM N°2

VOR 0329

Dimensions
0x4.5x4.5 in
0x11x11 cm

Pressure
4-8 PSI
0.3-0.6 BAR

Flow
7-11 GPM
26-42 LPM



ROOSTER TAIL
VOR 0303

Dimensions
0x4.5x4.5 in
0x11x11 cm

Pressure
8-10 PSI
0.5-0.7 BAR

Flow
8-10 GPM
30-38 LPM




WATER JELLY N°1
VOR 7010

Dimensions
0x4.5x4.5 in
0x11x11 cm

Pressure
3-5 PSI
0.2-0.3 BAR

Flow
5-7 GPM
19-26 LPM



SIDE WINDER
VOR 7518

Dimensions
0x4.5x4.5 in
0x11x11 cm

Pressure
1-5 PSI
0.1-0.3 BAR

Flow
5-8 GPM
19-30 LPM




WATER JELLY N°3
VOR 7032

Dimensions
0x36x42 in
0x91x107 cm

Pressure
3-5 PSI
0.2-0.3 BAR

Flow
15-20 GPM
57-76 LPM




SPARKLE N°1
VOR 0324

Dimensions
0x4.5x4.5 in
0x11x11 cm

Pressure
2-6 PSI
0.1-0.4 BAR

Flow
2-4 GPM
8-15 LPM




WALL WAVE
VOR 0326

Dimensions
0x4.5x4.5 in
0x11x11 cm

Pressure
1-4 PSI
0.1-0.3 BAR

Flow
4-7 GPM
15-26 LPM




SPIDEY SPRAY N°2
VOR 7674

Dimensions
0x4.5x4.5 in
0x11x11 cm

Pressure
2-5 PSI
0.1-0.3 BAR

Flow
7-10 GPM
26-38 LPM




WALL SPRAY
VOR 0302

Dimensions
0x4.5x4.5 in
0x11x11 cm

Pressure
5-10 PSI
0.3-0.7 BAR

Flow
8-10 GPM
30-38 LPM



SPLIT STREAM
VOR 7516

Dimensions
0x4.5x4.5 in
0x11x11 cm

Pressure
3-6 PSI
0.2-0.4 BAR

Flow
2-4 GPM
8-15 LPM



MAGIC MIST N°2
VOR 8099

Dimensions
0x4.5x4.5 in
0x11x11 cm

Pressure
10-25 PSI
0.7-1.7 BAR

Flow
3-6 GPM
11-23 LPM




WAVE
VOR 0327

Dimensions
0x4.5x4.5 in
0x11x11 cm

Pressure
1-4 PSI
0.1-0.3 BAR

Flow
4-7 GPM
15-26 LPM




FOAMING GEYSER N°2
VOR 8084

Dimensions
1x11x11 in
2.5x28x28 cm

Pressure
2-5 PSI
0.1-0.3 BAR


Flow
8-20 GPM
30-76 LPM


TEAM SPRAY N°3

VOR 0328

Dimensions
 0x36x18 in
 0x91x46 cm


Pressure
 1-5 PSI
 0.1-0.3 BAR

Flow
 12-15 GPM
 45-57 LPM

TEAM SPRAY N°1

VOR 7640

Dimensions
 1x44x93 in
 3x112x236 cm

Pressure
 1-5 PSI
 0.1-0.3 BAR

Flow
 15-20 GPM
 57-76 LPM

WATER TUNNEL N°2

VOR 0309

Dimensions
 0x3x56 in
 0x8x142 cm

Pressure
 7-11 PSI
 0.5-0.8 BAR

Flow
 8-16 GPM
 30-60 LPM

WATER WALL N°1

VOR 0318

Dimensions
 0x3x51 in
 0x8x130 cm

Pressure
 7-11 PSI
 0.5-0.8 BAR

Flow
 15-20 GPM
 57-76 LPM

WATER TUNNEL N°1

VOR 0304

Dimensions
 0x3x120 in
 0x8x305 cm

Pressure
 7-11 PSI
 0.5-0.8 BAR


Flow
 16-32GPM
 61-121 LPM

CYLINDER SPRAY

VOR 0307

Dimensions
 0x38x38 in
 0x97x97 cm


Pressure
 11-13 PSI
 0.8-0.9 BAR

Flow
 28-36 GPM
 106-136 LPM

WATER TUNNEL N°3

VOR 7641

Dimensions
 0x44x86 in
 0x111x217cm

Pressure
 5-8 PSI
 0.3-0.5 BAR

Flow
 16-32 GPM
 61-121 LPM

DONUT SPRAY

VOR 0306

Dimensions
 0x26x26 in
 0x66x66 cm

Pressure
 3-5 PSI
 0.2-0.3 BAR

Flow
 35-40 GPM
 132-151 LPM


CASCADE RIVER
 VOR 7249

Dimensions
 65x47x153 in
 164x118x389 cm

Flow
 4-6 GPM
 15-23 LPM


Orbs

Pressure
 3-4 PSI
 0.2-0.3 BAR

Seeflow™ Bowls/Waves

Seeflow™ Pond


Safeswap N°2 only x1


CASCADE LOOP
 VOR 7250

Dimensions
 71x73x72 in
 180x186x182 cm

Flow
 4-6 GPM
 15-23 LPM

Orbs

Pressure
 3-4 PSI
 0.2-0.3 BAR

Seeflow™ Bowls/Waves

Seeflow™ Pond


Safeswap N°2 only x1


CASCADE RAINFOREST
 VOR 7251

Dimensions
 89x114x168 in
 226x290x426 cm

Flow
WATER LINE 1
 (HIGH BASINS)
 12-20 GPM
 45-76 LPM

Seeflow™ Pond


Orbs

Pressure
 3-4 PSI
 0.2-0.3 BAR

WATER LINE 2
 (LOW BASINS)
 8-12 GPM
 30-45 LPM

Seeflow™ Bowls/Waves


Safeswap N°2 only x2


SUNRISE
 VOR 1118

Dimensions
 47x39x168 in
 119x99x427 cm

Flow
 10-12 GPM
 38-45 LPM

 No Safeswap
 * Fix color proposition

Pressure
 5-10 PSI
 0.3-0.7 BAR

Seeflow™ Panels


UMBRELLA
 VOR 0114

Dimensions
 120x60x60 in
 305x152x152 cm

Flow
 50-100 GPM
 189-378 LPM

Safeswap N°1

Pressure
 5-15 PSI
 0.3-1.0 BAR


POOL BUBBLER
 VOR 1107

Dimensions
 0x4.5x4.5 in
 0x11x11 cm

Flow
 20-40 GPM
 76-151 LPM

* Must by submerge in 4"-8" (10-20cm) of water

Pressure
 5-11 PSI
 0.3-0.8 BAR



RIO NANO N°1
VOR 7695

Dimensions
86x175x38 in
218x444x96 cm

Flow
3-6 GPM
11-23 LPM

Pressure
5-10 PSI
0.3-0.7 BAR

Seeflow™ Buckets


Safeswap N°2 only x1



RIO GRANDE N°1
VOR 7693

Dimensions
143x175x181 in
363x444x459 cm

Flow
15-30 GPM
57-114 LPM

Pressure
10-15 PSI
0.7-1.0 BAR

Seeflow™ Buckets


Safeswap N°2 only x2



RIO NANO N°2
VOR 7696

Dimensions
86x196x38 in
218x497x96 cm

Flow
4-8 GPM
15-30 LPM

Pressure
5-10 PSI
0.3-0.7 BAR

Seeflow™ Buckets


Safeswap N°2 only x1



RIO GRANDE N°2
VOR 7694

Dimensions
143x196x181 in
363x497x459 cm

Flow
20-40 GPM
76-151 LPM

Pressure
10-15 PSI
0.7-1.0 BAR

Seeflow™ Buckets


Safeswap N°2 only x2



RIO SPLASH TRIO
VOR 7605

Dimensions
119x141x95 in
303x359x242 cm

Flow
9-15 GPM
34-57 LPM

Pressure
5-10 PSI
0.3-0.7 BAR

Seeflow™ Buckets


Safeswap N°1



RIO WATERFALL
VOR 7243

Dimensions
90x39x10 in
228x99x25 cm

Flow
75-90 GPM
283-341 LPM

Pressure
20 PSI
1.4 BAR

Safeswap N°2



RIO WATER CURTAIN
VOR 7244

Dimensions
90x77x10 in
228x195x25 cm

Flow
75-90 GPM
283-341 LPM

Pressure
20 PSI
1.4 BAR

Safeswap N°2

SERENE EXPERIENCE



COREOPLAY™ SUNSET
VOR 7060

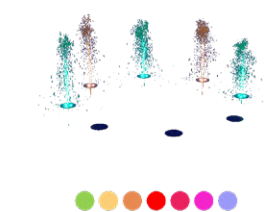
Dimensions
13×141×0 in
34×359×0 cm

Flow
20-30 GPM
76-113 LPM

Pressure
3-5 PSI
0.2-0.3 BAR

Recommended Height
4' / 122 cm

x5 separate lines (water-electric-drain)



COREOPLAY™ RAINBOW
VOR 7061

Dimensions
109×109×0 in
277×277×0 cm

Flow
32-48 GPM
121-181 LPM

Pressure
3-5 PSI
0.2-0.3 BAR

Recommended Height
4' / 122 cm

x8 separate lines (water-electric-drain)



COREOPLAY™ OCEAN
VOR 7062

Dimensions
157×157×0 in
399×399×0 cm


Flow
32-48 GPM
121-181 LPM

Pressure
3-5 PSI
0.2-0.3 BAR

Recommended Height
4' / 122 cm

x8 separate lines (water-electric-drain)

DYNAMIC EXPERIENCE (FAST ACTING VALVES)



COREOPLAY™ VOLCANO
VOR 7063

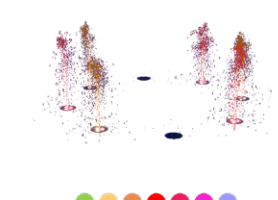
Dimensions
13×141×0 in
34×359×0 cm

Flow
20-30 GPM
76-113 LPM

Pressure
3-5 PSI
0.2-0.3 BAR

Recommended Height
4' / 122 cm

x5 separate lines (water-electric-drain)



COREOPLAY™ FIREWORK
VOR 7064


Dimensions
109×109×0 in
277×277×0 cm

Flow
32-48 GPM
121-181 LPM

Pressure
3-5 PSI
0.2-0.3 BAR

Recommended Height
4' / 122 cm

x8 separate lines (water-electric-drain)



COREOPLAY™ WAVE
VOR 7065

Dimensions
157×157×0 in
399×399×0 cm

Flow
32-48 GPM
121-181 LPM

Pressure
3-5 PSI
0.2-0.3 BAR

Recommended Height
4' / 122 cm

x8 separate lines (water-electric-drain)

COREOPLAY™ CREATION

FOR CUSTOM PROJECTS, CONTACT YOUR SALES REPRESENTATIVE FOR ASSISTANCE




ACTIVATOR N°1

VOR 0612

Dimensions
40x16x12 in
100x39x29 cm

Seeflow™ Flower

●
* Fix color proposition
Safeswap N°2




PLAYSAFE DRAIN N°4

VOR 1004

Dimensions
0x22x22 in
0x56x56 cm

Flow

240 GPM (300 GPM MAX)
908 LPM (1135 LPM MAX)




ACTIVATOR N°3

VOR 0611

Dimensions
39x14x14 in
99x36x36 cm

Safeswap N°1



PRESS & PLAY N°1

VOR 1005

Dimensions
0.4x30x30 in
0.9x76x76 cm



FOOT ACTIVATOR

VOR 0606

Dimensions
0x4.5x4.5 in
0x11x11 cm



PRESS & PLAY N°3

VOR 1006

Dimensions
36x30x30 in
91x76x76 cm



LED LIGHT RGB

VOR 7050

Dimensions
0x7x7 in
0x18x18 cm

Pressure
0-0 PSI
0.0-0.0 BAR

LED LIGHT RGBW NORTH AMERICA

VOR 7056

Dimensions
0x9x9 in
0x22x22 cm

Pressure
0-0 PSI
0.0-0.0 BAR



PUSH BUTTON ACTIVATOR

VOR 0604, 0605

Dimensions
38x25x25 in
96.5x63.5x63.5 cm

VOR 0604: 1 water line
VOR 0605: 3 water lines

CONTROLLERS

MAESTROPRO™

SMARTFLOW™ LOGICS
SMARTFLOW™ COMMAND CENTER

SMARTPOINT™ N°1
 1-10 valves

 Electrical connections required
 Available with post or foot activator

SMARTPOINT™ N°4
 1-4 valves

 Rechargeable battery operated
 Available with post or foot activator

 Optional separate solar post for
 battery recharge

CABINET (ECCC 2.0)
 1-10 valves
 11-15 valves
 16-20 valves

WALL MOUNT (WCC 2.0)
 1-5 valves
 6-10 valves
 11-15 valves
 16-20 valves

VAULT (VCC)
 1-10 valves
 11-20 valves

RECIRCULATION COMMAND CENTER

DOMEPACK

MODULAR